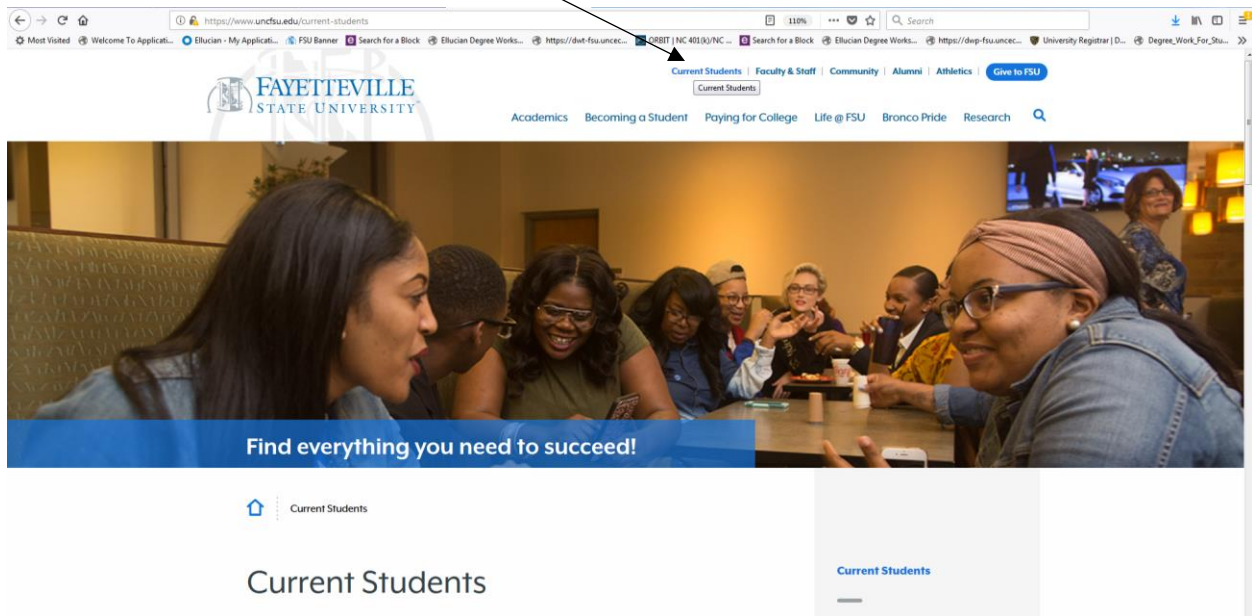
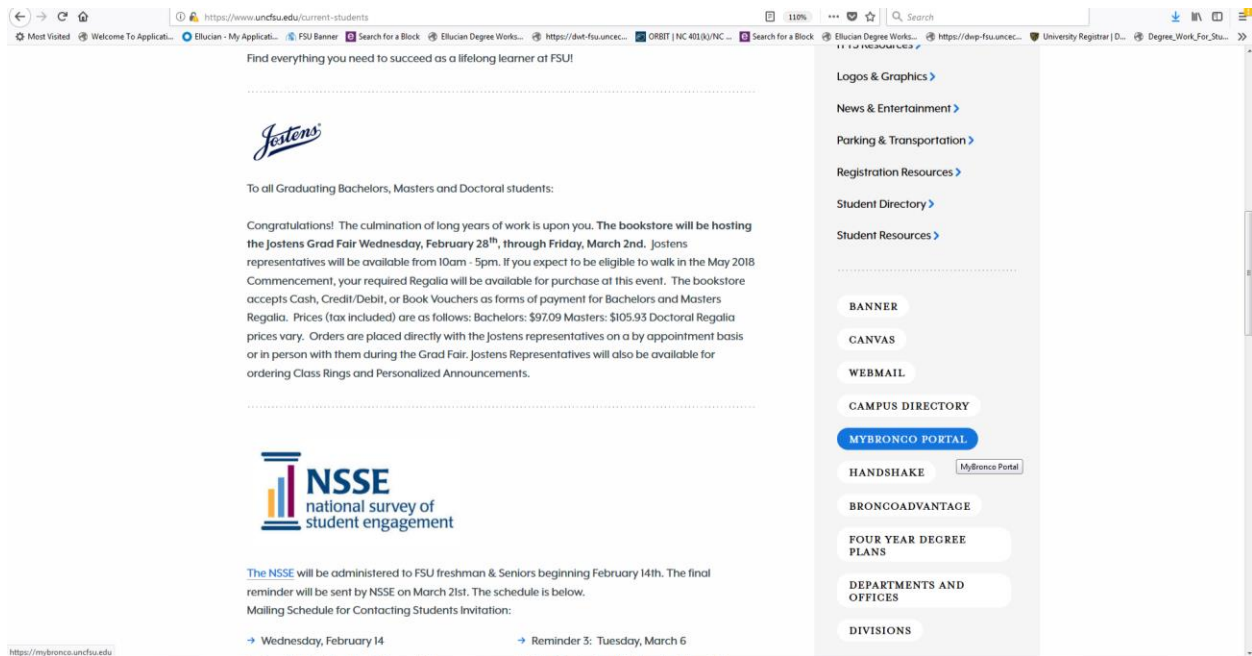


Welcome to Degree Works!

Access: www.uncfsu.edu, then Current students



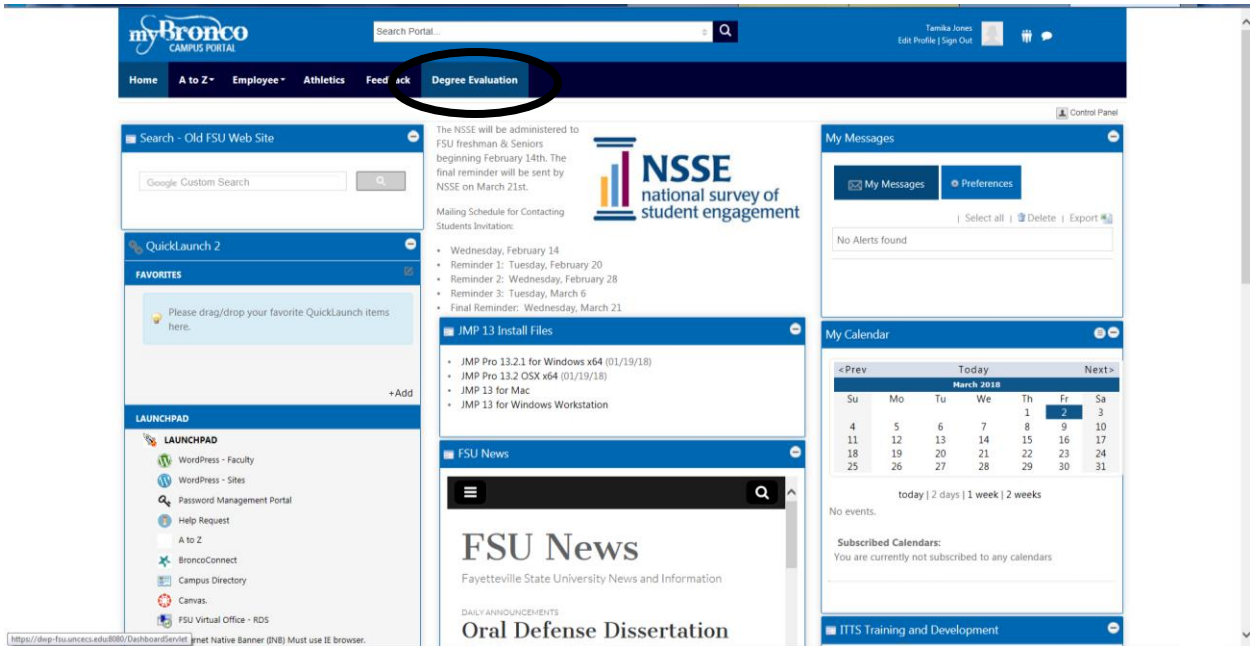
Scroll to the bottom of the page and select MyBronco Portal on the right hand side



Input your Network credentials: **ex:** bbronco1 and password



Select LOGIN



On the top tab within MyBronco Portal, Select Degree Evaluation

Welcome to Degree Works! Let us get started!

If there are any discrepancies with your audit, please confer with your assigned advisor.

The screenshot shows the Degree Works interface for a student. At the top, there is a navigation bar with 'Worksheets', 'Plans', and 'GPA Calc' tabs. Below this is a header section with 'Student ID', 'Name', 'Degree', 'Major', 'Classification', and 'Last Audit'. The student's information is displayed as follows:

Student ID	[Redacted]	Name	[Redacted]	Degree	BS	Major	U - Music Education - Ke	Classification	4 - Senior	Last Audit	Today
------------	------------	------	------------	--------	----	-------	--------------------------	----------------	------------	------------	-------

Below the header, there is a 'Legend' section with a red arrow pointing to it. The legend includes:

- Complete (Green checkmark)
- Complete Except for Classes - In Progress (Blue checkmark)
- Not Complete (Red X)
- Nearly Complete - See Advisor (Blue checkmark)
- (TP) Transfer Class (Blue circle)
- * Prerequisite Courses (Red asterisk)
- Any Course Number (Blue circle)

The main section is titled 'Degree Works - TEST' and contains a 'Student View' tab. The student view shows the following information:

Student	[Redacted]	Level	Undergraduate	Catalog Year	2016-2017
ID	[Redacted]	Degree	Bachelor of Science	Credits Earned	119
Classification	4 - Senior	College	College of Arts & Sciences	Academic Standing	
Advisor	Justice, Amy L.	Major	U - Music Education - Keyboard - Teaching	Hold	AR - Contact Accounts Receivable - (Hold Information)
Overall GPA	3.416	Minor		Graduation Status	

Below the student view, there is a 'Degree Progress' section with two progress bars:

- Requirements: 69% (Yellow bar)
- Credits: 100% (Yellow bar)

At the bottom, there is a 'Degree in Bachelor of Science' section with a table of requirements:

<input checked="" type="checkbox"/>	120 hours are required for the BS Degree		
<input checked="" type="checkbox"/>	Minimum 30 credits taken at FSU		
<input checked="" type="checkbox"/>	You meet the minimum overall 2.0 GPA requirement.		
<input type="checkbox"/>	University College Core Curriculum	Still Needed:	See University College Core Curriculum section
<input type="checkbox"/>	Major Requirements	Still Needed:	See Major in Music w/ Conc in Music Edu - Keyboard BA section

Student View – Basic student information

Toolbar Requirements vs. Credits will possibly always differ because a student may have 200 transferred credits, but, only two (2) may apply to the Requirements of the degree. Always use the Requirements toolbar and confer with your advisor if there are any discrepancies.

LEGEND →

Complete – This means that this requirement has been satisfied

Complete Except for Classes – In Progress – This will be applicable to all in progress courses

(TP) – These are transferred in courses

***** - This course has a required prerequisite attached. Click on the course to view the prerequisite needed

Not Complete – This requirement has not been fulfilled

Nearly Complete – See Advisor – A student will see this during their final semester. This is an advising opportunity to ensure the student is on track.

@ - This symbol will represent a range of courses (5@ = ANY 500 level course **OR** you may see it written as 500:599, which is another representation of a range of courses from 500-599)

Worksheets Tab

Once you log into Degree Works, you will be pulled into the **worksheets** view. The below section is the degree audit, which has populated automatically.

The screenshot displays the Degree Works - TEST interface. At the top, there is a navigation bar with 'DW FAQ', 'Contact Us', and 'Back to myIronco Portal'. Below this, a header section shows student details: Student ID, Name, Degree (BS), Major (U - Music Education - Ke), Classification (4 - Senior), and Last Audit (Today). A 'Worksheets' menu is visible on the left, with 'Student View' selected. The main content area includes a legend for completion status (Complete, Not Complete, Complete Except for Classes - In Progress, Nearly Complete - See Advisor, Transfer Class, Any Course Number, Prerequisite Courses). Below the legend is a 'Student View' table with the following data:

Student	[Redacted]	Level	Undergraduate	Catalog Year	2016-2017
ID	[Redacted]	Degree	Bachelor of Science	Credits Earned	119
Classification	4 - Senior	College	College of Arts & Sciences	Academic Standing	
Advisor	Justice, Amy L	Major	U - Music Education - Keyboard - Teaching	Hold	AR - Contact Accounts Receivable - (Hold Information)
Overall GPA	3.416	Minor		Graduation Status	

Below the table is a 'Degree Progress' section with two progress bars: 'Requirements' at 69% and 'Credits' at 100%. A 'Degree in Bachelor of Science' section shows 'Credits Required: 120' and 'Credits Applied: 127'. A list of requirements follows, with some marked as 'Still Needed' and linked to curriculum sections.

The blue sections are considered “**blocks**” (Student view block, Bachelor of Science Degree block” etc.). So, a student majoring in the Bachelor of Science field – Music w/ concentration in Music Education would be the audit that is currently displayed.

The screenshot shows the 'What If' interface. At the top, there is a navigation bar with 'DW FAQ', 'Contact Us', and 'Back to myIronco Portal'. Below this, a header section shows student details: Student ID, Name, Degree (BS), Major (U - Music Education - Ke), Classification (4 - Senior), and Last Audit (Today). A 'Worksheets' menu is visible on the left, with 'What If' selected. The main content area includes a 'What If' section with dropdown menus for 'Degree' (Bachelor of Science) and 'Catalog Year' (2016-2017). Below this is a 'Choose Your Different Areas of Study' section with dropdown menus for 'Major' (Pick a Major) and 'Minor' (Pick a Minor), and a 'Chosen Areas of Study' text area. A 'Remove' button is located at the bottom of the 'Chosen Areas of Study' section.

Select the “What if” option, while in the **worksheets** view
 The default degree will be the students current degree
 Select the degree that you would like to perform the “What if” with. This will generate a degree driven **area(s) of study**.

The “What if” functionality is Degree Driven. Once you select Bachelor of Arts, the only majors that would populate would be Bachelor of Arts Degrees. Once a selection is chosen for the “What if”, your selection will appear on the right-hand side. Next, select Process “What if” and allow degree works to do the rest!

How to utilize the “**Choose Your Future Classes**”

Select the “What if” option, while in the **worksheets** view

On the bottom of the screen, you will key in a potential course that may be of interest to the student and we will be able to see if and where the course will plug into on their audit.

Once a selection is chosen for the “What if”, your selection will appear on the right-hand side. Next, select Process “What if” and allow degree works to do the rest!

University College Core Curriculum

38 to 40 hours are required for the Core Curriculum. Still Needed: You have taken 31 hours but still need 7 more.

UNIVERSITY STUDIES	UNIVERSITY STUDIES or University Studies for Stu Success	UNIV 110	University Studies	PLAN	(2)	Planned Term
Transitional Studies - Life Skills	PEBI 101	Swimming (Leed)	XG	1	Fall 1993	
English Composition I	PEBI 130	Basketball	XG	1	Spring 1996	
Communication Skills - Oral Communication	ENGL 110	English Composition I	TP	3	Fall 1994	
Information Literacy	SPEE 200	Introduction to Speech	A	3	Spring 2017	
Critical Thinking	ENGL 120	English Composition II	TP	3	Fall 1994	
Reasoning Skills - Quantitative Reasoning	PHIL 110	Critical Thinking	R	(3)	Fall 2017	
Scientific Literacy - Natural Sciences	MATH 123	College Algebra-LEAP 2	A	3	Sum. II 2017	
Scientific Literacy - Social Sciences	HIST 212	US History Since 1865	TP	3	Fall 1994	
Humanities and Creative Arts	MUSI 225	A Hist Of Jazz In Amer Culture	XG	3	Spring 2004	
Global Literacy	HIST 120	World Hist Since 1600	XG	3	Fall 1997	
Ethics & Civic Engagement	EDUC 211	Lab Experiences in Area School	R	(3)	Fall 2017	

If applicable, the course will populate within the degree audit.

How to “Look ahead for future courses”

Select the Look ahead, while in the **worksheets** view

On the bottom of the screen, you will key in a potential course that may be of interest to the student and we will be able to see if and where the course will plug into their audit. If you need additional assistance locating the course number, please use the magnifying glass next to your classification and then add course (must be done for each course).

Look Ahead

To see an audit SHOWING COURSES FOR WHICH YOU PLAN TO REGISTER IN FUTURE TERMS, use the form below to enter the Subject code and Number of each anticipated course. Once you have created your list of courses, click on the Process New button.

Enter a course and click Add Course

Subject: Find Undergraduate Graduate

Number: Add Course

Courses you are considering

Remove Course

Once a selection is chosen for the Look ahead, your selection will appear on the right-hand side. Next, select “**Process New**” and allow degree works to do the rest!

How to use the “Graduation Calculator”

Using the GPA Calc(ulator) tab select:

Graduation Calculator – Use this feature to calculate an “anticipated GPA”

Student ID: [Redacted] Name: [Redacted] Degree: BS Major: U - Music Education - Ke Classification: 4 - Senior Last Audit: Today

Worksheets Plans GPA Calc

Graduation Calculator

Term Calculator

Advice Calculator

These GPA calculators are for hypothetical calculations only. Your current GPA can be viewed on your unofficial transcript via Self-Service or official transcript when requested via **National Student Clearinghouse**.

Current GPA: 3.416
Credits Remaining: []
Credits Required: []
Desired GPA: []

Calculate

Term Calculator – Use this option to utilize an anticipated term GPA

Student ID: [Redacted] Name: [Redacted] Degree: BS Major: U - Music Education - Ke Classification: 4 - Senior Last Audit: Today

Worksheets Plans GPA Calc

Graduation Calculator

Term Calculator

Advice Calculator

These GPA calculators are for hypothetical calculations only. Your current GPA can be viewed on your unofficial transcript via Self-Service or official transcript when requested via **National Student Clearinghouse**.

Current GPA: 3.416
Credits Earned So Far: 24

Course	Credits	Grade
EDUC 211	3	A [4.000]
MUSI 110	1	A [4.000]
MUSI 111	1	A [4.000]
MUSI 140	1	A [4.000]
MUSI 165	0	A [4.000]
MUSI 371	1	A [4.000]
MUSI 381	3	A [4.000]
PHIL 110	3	A [4.000]
Class 9	[]	A [4.000]
Class 10	[]	A [4.000]

Calculate

Advice Calculator - Use this feature to calculate an “anticipated GPA” for a “thus far” analysis

Student ID: [Redacted] Name: [Redacted] Degree: BS Major: U - Music Education - Ke Classification: 4 - Senior Last Audit: Today

Worksheets Plans GPA Calc

Graduation Calculator

Term Calculator

Advice Calculator

These GPA calculators are for hypothetical calculations only. Your current GPA can be viewed on your unofficial transcript via Self-Service or official transcript when requested via **National Student Clearinghouse**.

Current GPA: 3.416
Credits Earned: 24
Desired GPA: []

Calculate

To **Log out**, click Back to MyBronco Portal on the top right side of your screen. You will be routed back to MyBronco Portal.